

VALVES SERIES 70, HAND OPERATED

TECHNICAL DATA	1/8"	1/4"	1/2"
Operating pressure range:	Vacuum-10 bar		
• version with direct control	2.5 ÷ 10 bar		
• Pilot-assisted version	-10 to 60°C		
Operating temperature range	-10 to 60°C		
Nominal diameter	5 mm	7.5 mm	15 mm
Conductance C [NI/min · bar]	121.43	264.26	971.43
Critical ratio b	0.32 bar/bar	0.27 bar/bar	0.43 bar/bar
Flow rate at 6 bar ΔP 0.5 bar	400 NI/min	750 NI/min	3200 NI/min
Flow rate at 6 bar ΔP 1 bar	550 NI/min	1100 NI/min	4600 NI/min



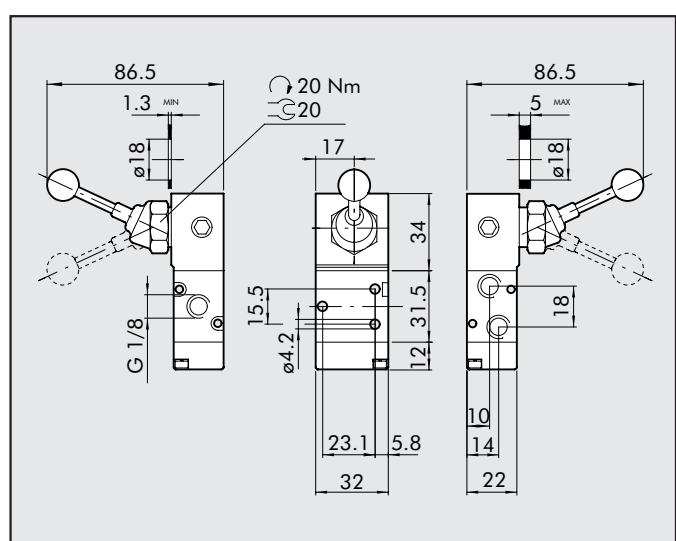
2

KEY TO CODES

M	A	V	2	3	P	P	S	N	C
FAMILY		DIMENSIONS		FUNCTION		OPERATION 14		REPEATED OPERATION 12	
MAV	manual valves	2	1/8"	3	3/2	PP	drawer	A	pneumatic/mechanical spring*
		3	1/4"	5	5/2	VL	axial lever	S	mech. spring
		4	1/2"	6	5/3	LE	90° lever	B	bistable
				8	2x3/2	BRE	arranged for manual panel actuators	D	differential stable for 5/3
								O	stable for 5/3
								*on demand	
								NC	normally closed
								NO	normally open
								OO	no indication
								CC	closed centres
								OC	open centres
								PC	pressure centres

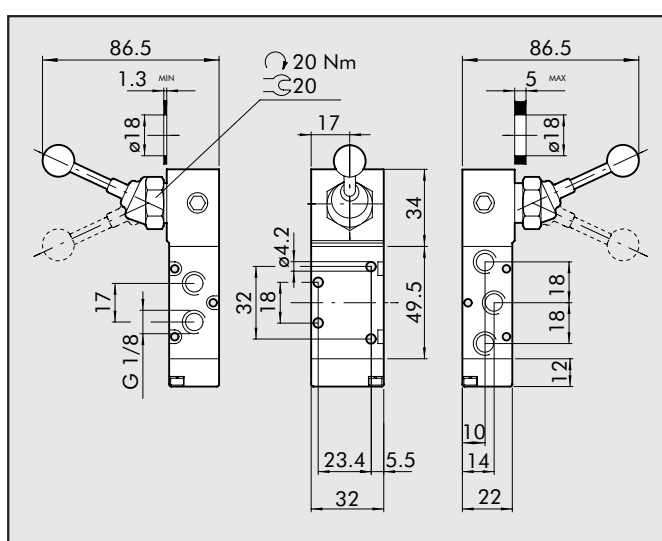
VALVES SERIES 70, HAND OPERATED, 1/8"

90° LEVER 3/2 1/8"



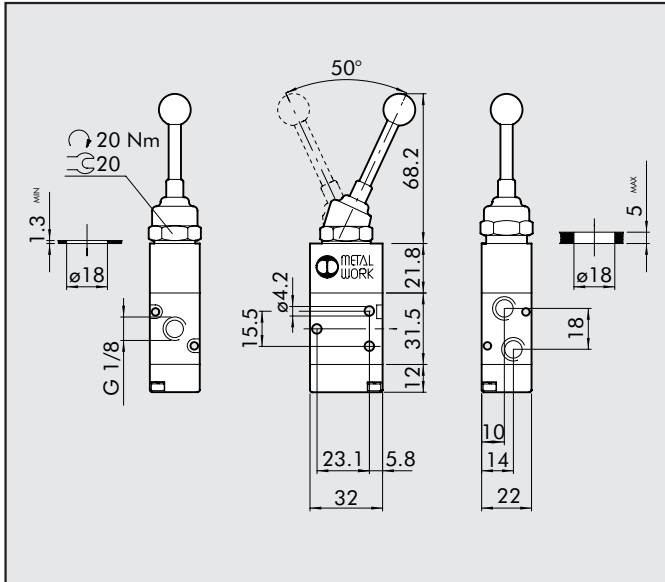
Symbol	Abbrev.	Code	Weight [g]
	MAV 23 LES NC	7010000100	168
	MAV 23 LEB OO	7010000200	171


90° LEVER 5/2 1/8"



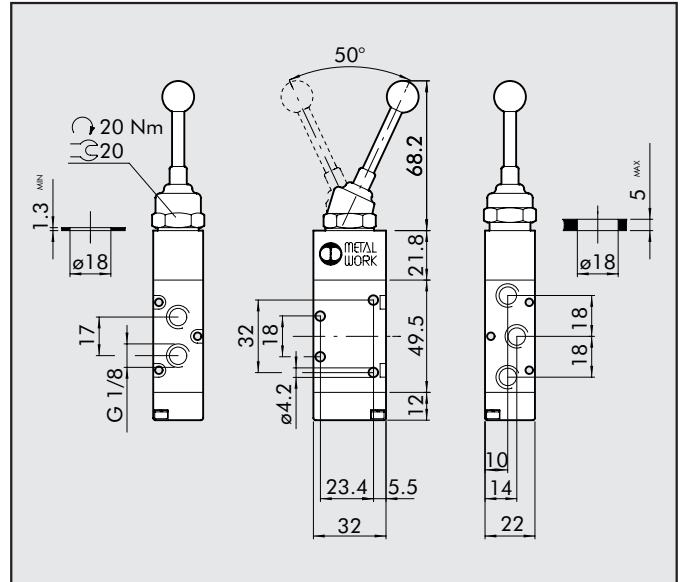
Symbol	Abbrev.	Code	Weight [g]
	MAV 25 LES OO	7010000300	194
	MAV 25 LEB OO	7010000400	197


FRONT LEVER 3/2, 1/8"



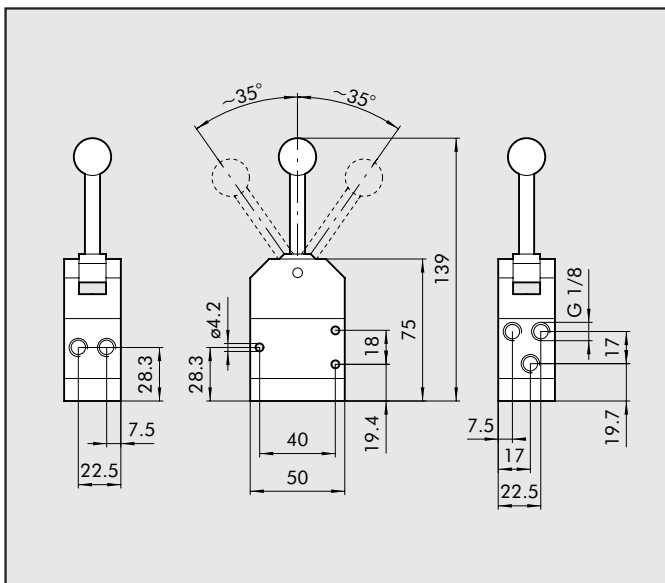
Symbol	Abbrev.	Code	Weight [g]
	MAV 23 VLB OO	7010001400	130

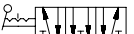

FRONT LEVER 5/2, 1/8"



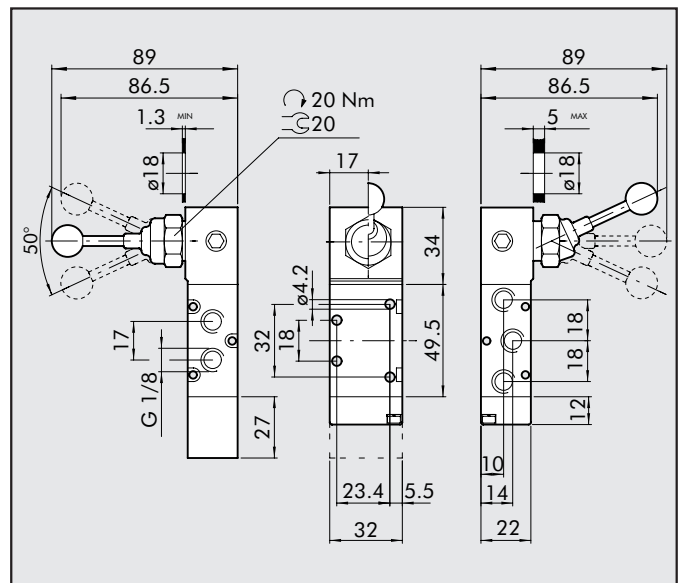
Symbol	Abbrev.	Code	Weight [g]
	MAV 25 VLB OO	7010001700	156

FRONT LEVER 5/3, 1/8"

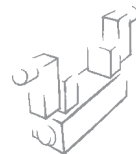


Symbol	Abbrev.	Code	Weight [g]
	MAV 28 VLO OC	7010001150	316
	MAV 28 VLS OC	7010001160	325

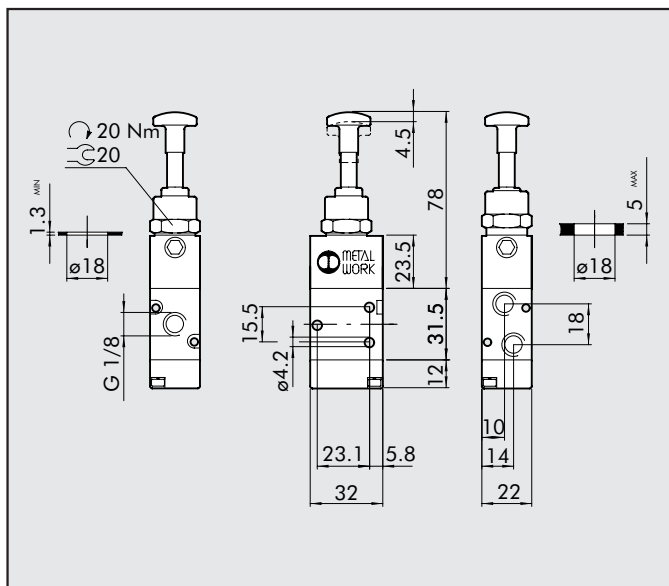
ANGULAR LEVER 5/3, 1/8"



Symbol	Abbrev.	Code	Weight [g]
	MAV 26 LES CC	7010001000	242
	MAV 26 LES OC	7010000900	242
	MAV 26 LES PC	7010001100	242
	MAV 26 LEO CC	7010000500	194
	MAV 26 LEO OC	7010000600	194
	MAV 26 LEO PC	7010000700	194

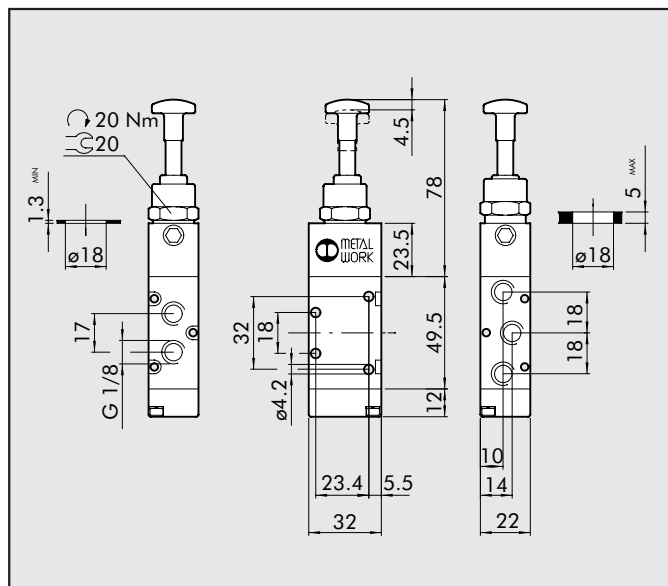


DRAWER 3/2, 1/8"



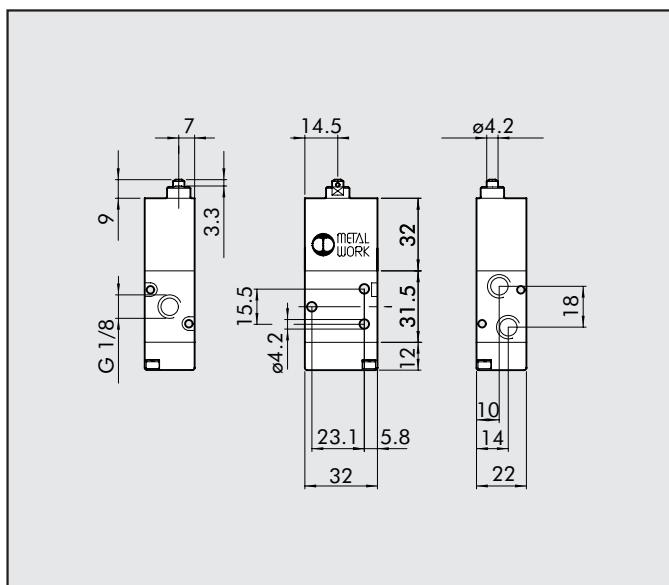
Symbol	Abbrev.	Code	Weight [g]
	MAV 23 PPB OO	7010001300	134
	MAV 23 PPS NC	7010001200	134

DRAWER 5/2



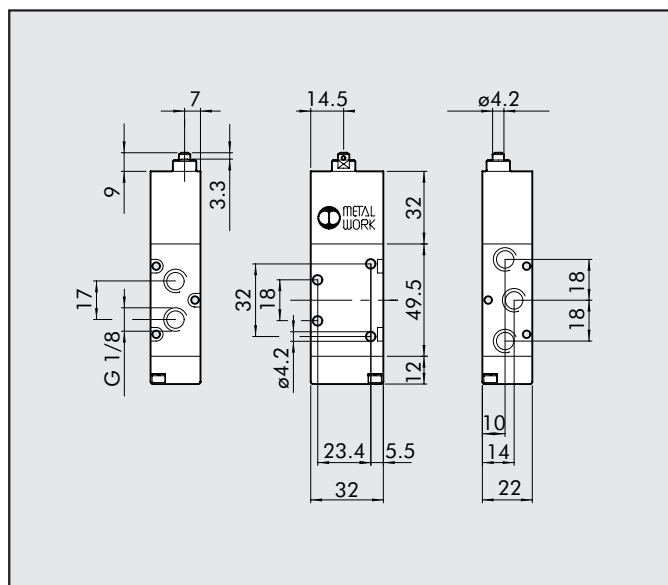
Symbol	Abbrev.	Code	Weight [g]
	MAV 25 PPB OO	7010001600	160
	MAV 25 PPS OO	7010001500	160

PILOT-ASSISTED PLUNGER 3/2 1/8" FOR PANEL ACTUATORS



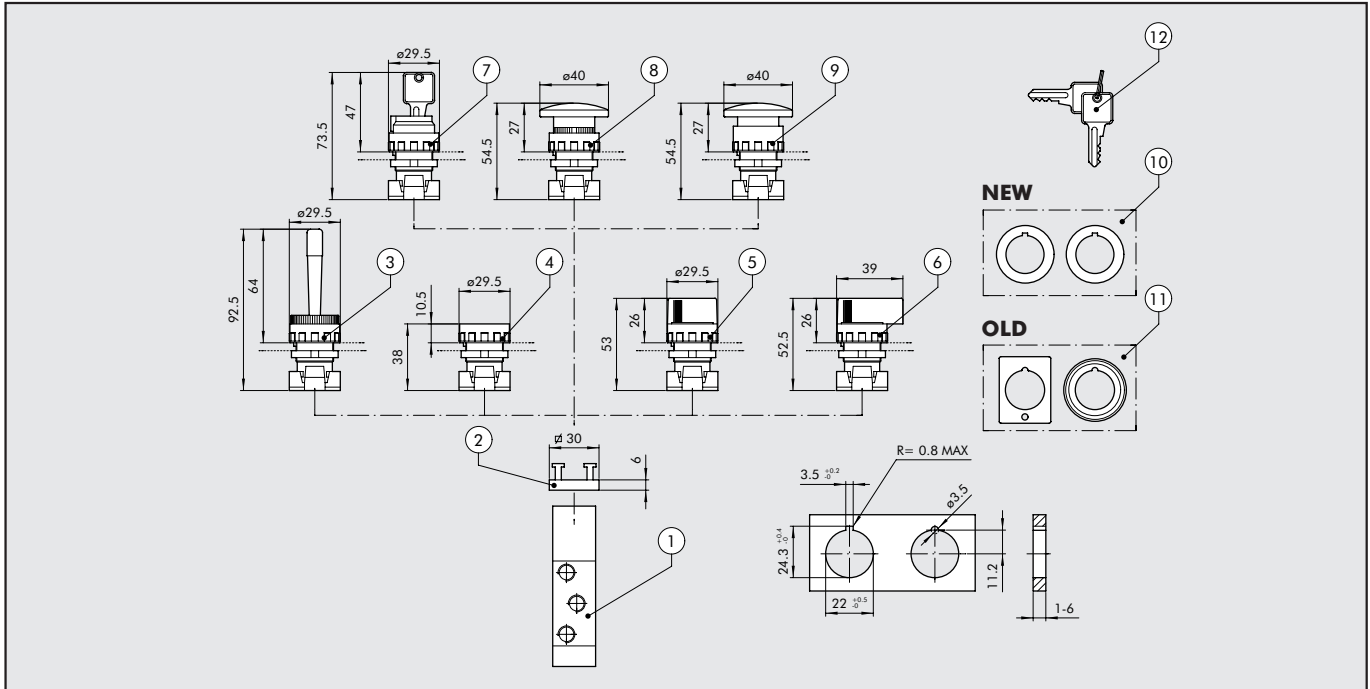
Symbol	Abbrev.	Code	Weight [g]
	MAV 23 BRE NC	7010001800	124

PILOT-ASSISTED PLUNGER 5/2 1/8" FOR PANEL ACTUATORS




















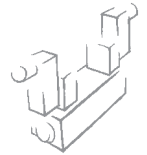
Symbol	Abbrev.	Code	Weight [g]
	MAV 25 BRE OO	7010001900	150

ASSEMBLY DIAGRAM FOR PILOT-ASSISTED HAND-OPERATED VALVES SERIES 70 WITH PANEL ACTUATORS



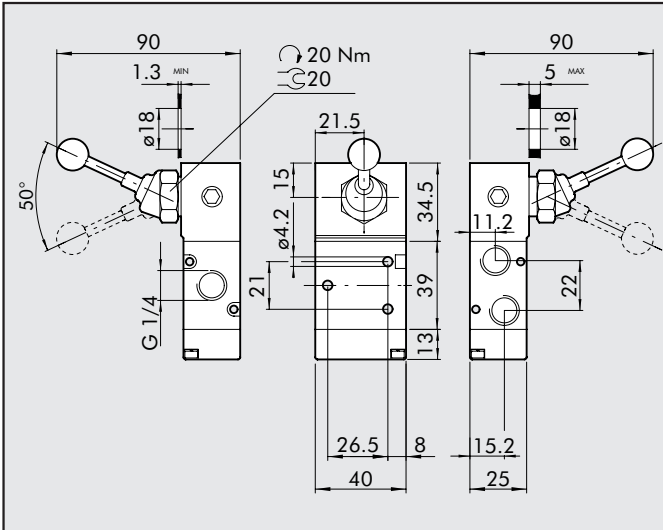
ORDERING CODES

Symbol	Reference	Description	Code	Weight [g]
	①	Pilot-assisted plunger 3/2, 1/8"	7010001800	124
	①	Pilot-assisted plunger 5/2, 1/8"	7010001900	150
	②	2 places adaptor thickness 6.8 mm	0351000050	5
	③	Red handler with horizontally pivoted lever	W0351000015	25
	④	Fat push button + 2 red/black coloured disks ◆ Bistable fat push button without disk	W0351000011	15
	⑤	Black selector short lever at 2 positions with return	W0351000030	20
	⑤	Black selector short lever at 2 positions	W0351000031	20
	⑤	Black selector short lever at 3 positions with return	W0351000032	20
	⑤	Black selector short lever at 3 positions	W0351000033	20
	⑥	Black selector long lever at 2 positions with return	W0351000034	26
	⑥	Black selector long lever at 2 positions	W0351000035	26
	⑥	Black selector long lever at 3 positions with return	W0351000036	26
	⑥	Black selector long lever at 3 positions	W0351000037	26
	⑦	2 positions key selector with extractable key in 2 positions	W0351000016	50
	⑦	2 positions key selector with extractable key in 0	W0351000018	50
	⑧	Red mushroom-head push button ø40	W0351000013	27
	⑧	Black mushroom-head push button ø40	W0351000017	27
	⑨	Red mushroom-head push button with lock ø40	W0351000014	29
	⑩	✚ Reducer from 30 to 22.5 mm	W0351000049	
	⑪	▲ Adapter for bore ø30 G2326	W0351000050	
	⑫	✚ key for ESC selectors	W0351000021	
		Green disk for push button ④	W0351000056	
◆ It can't be supplied. As working replaced by selector with bistable short lever at 2 positions ⑤				
✚ Usable only with technopolymer body selectors				
▲ Usable only with metal body selectors				



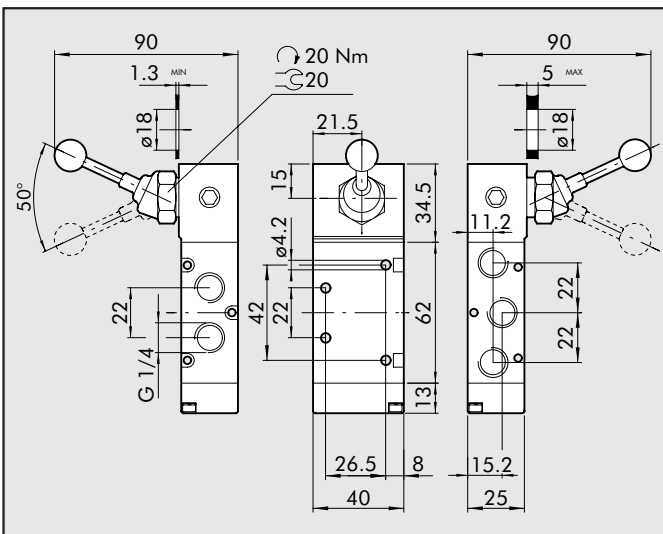
VALVES SERIES 70, HAND-OPERATED, 1/4"

90° LEVER 3/2, 1/4"



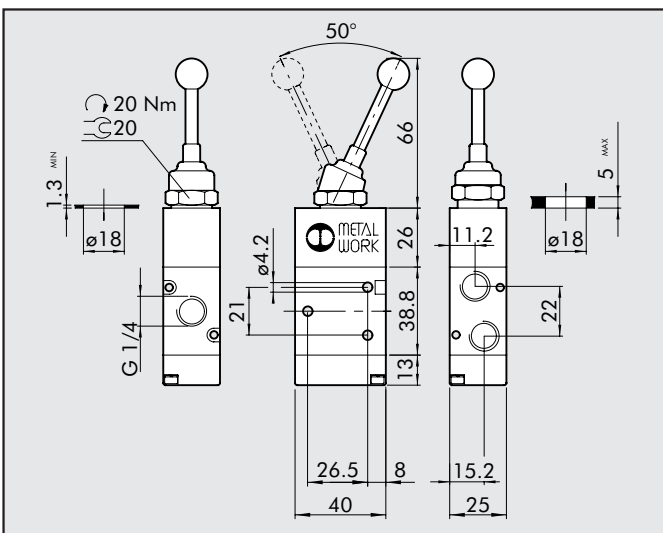
Symbol	Abbrev.	Code	Weight [g]
	MAV 33 LES NC	7020000100	244
	MAV 33 LEB OO	7020000200	244

90° LEVER 5/2, 1/4"



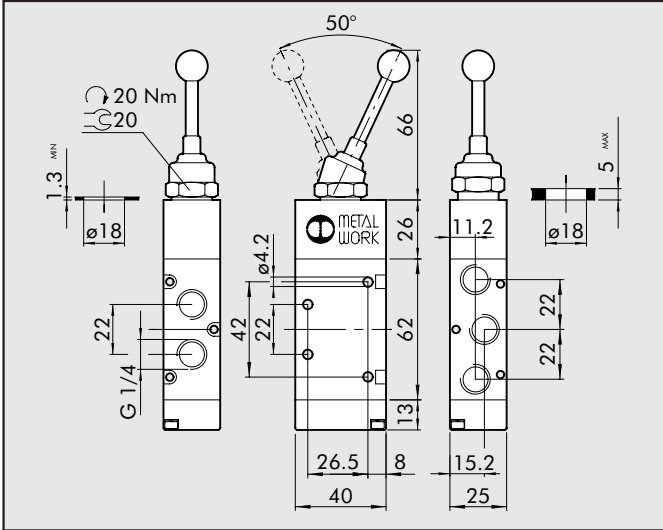
Symbol	Abbrev.	Code	Weight [g]
	MAV 35 LES OO	7020000300	290
	MAV 35 LEB OO	7020000400	290


FRONT LEVER 3/2, 1/4"



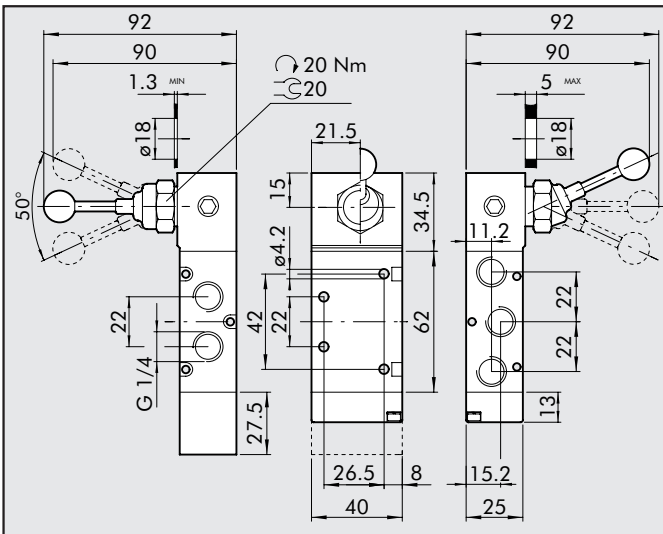
Symbol	Abbrev.	Code	Weight [g]
	MAV 33 VLB OO	7020001400	194


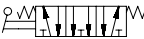



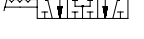
FRONT LEVER 5/2, 1/4"

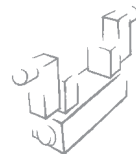


Symbol	Abbrev.	Code	Weight [g]
	MAV 35 VLB OO	7020001700	244

90° LEVER 5/3, 1/4"

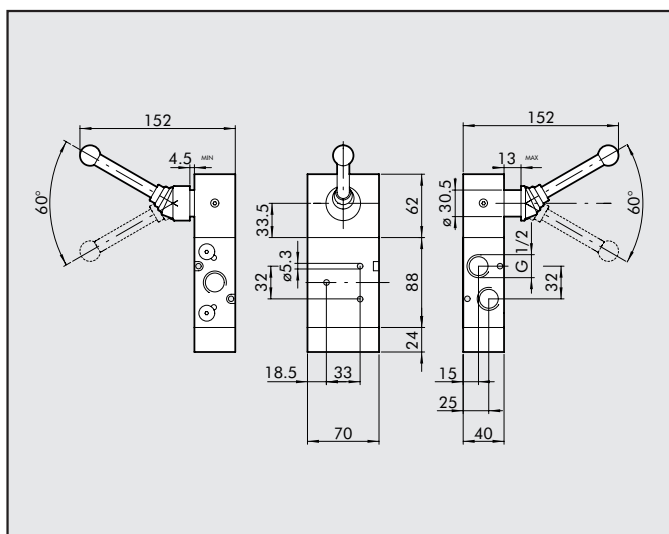


Symbol	Abbrev.	Code	Weight [g]
	MAV 36 LES CC	7020001000	354
	MAV 36 LES OC	7020000900	354
	MAV 36 LES PC	7020001100	354
	MAV 36 LEO CC	7020000500	288
	MAV 36 LEO OC	7020000600	288
	MAV 36 LEO PC	7020000700	288



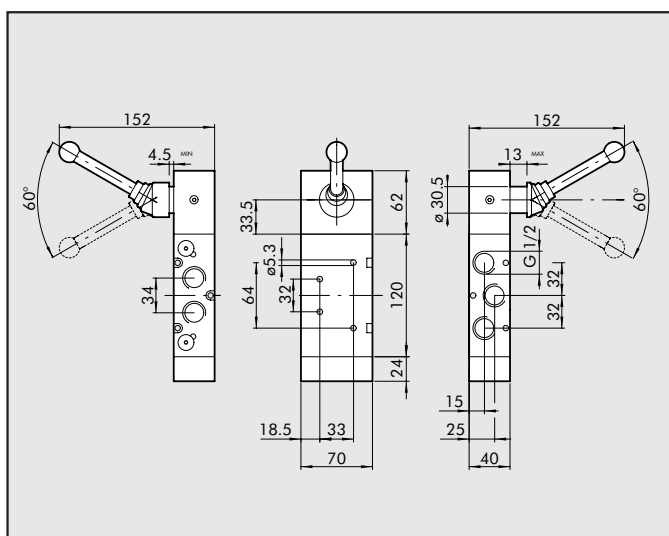
VALVES SERIES 70, HAND OPERATED, 1/2"

90° LEVER 3/2, 1/2"



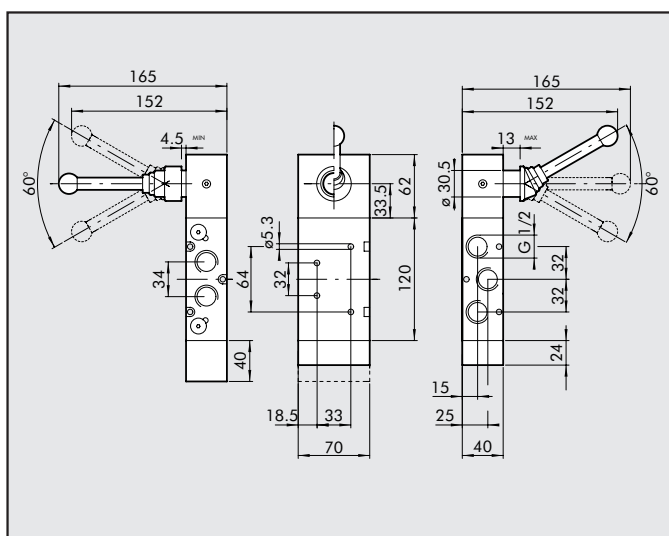
Symbol	Abbrev.	Code	Weight [g]
	MAV 43 LES NC	7030000100	1443
	MAV 43 LEB OO	7030000200	1435

90° LEVER 5/2, 1/2"



Symbol	Abbrev.	Code	Weight [g]
	MAV 45 LES OO	7030000300	1588
	MAV 45 LEB OO	7030000400	1630

90° LEVER 5/3, 1/2"



Symbol	Abbrev.	Code	Weight [g]
	MAV 46 LES CC	7030001000	1810
	MAV 46 LES OC	7030000900	1800
	MAV 46 LES PC	7030001100	1800
	MAV 46 LEO CC	7030000500	1615
	MAV 46 LEO OC	7030000600	1605
	MAV 46 LEO PC	7030000700	1605